



## Let It Be Toled Decorative Painters Club

Volume 28, Issue 3

MARCH 2026



### PRESIDENTS MESSAGE

Hope everyone had a pleasant Valentine's Day and President's Day this past month. I was very pleased to see us have 13 participants in our Valentine Exchange. Do not forget our Easter Exchange this month. I am hoping to see as many in our Easter Exchange. Thank you to the Birthday Girls for the birthday raffle items and the wonderful treats, they were all so delicious. I heard a lot of good comments regarding our Treasure/Memory Box Paint-In and how people enjoyed the relaxed atmosphere and comradery with one another. It was suggested we do this type of thing again next year (Paint-In committee take this under advisement). I liked Sandy's comment, "I wasn't aware so many people had Memory/Treasure Boxes out there." So, do not forget to bring your boxes to the next meeting, all varnished and ready to go for Sandy. There is still time to buy raffle tickets for the basket that will be raffled off. The winner will be picked at the end of March's Paint-In, you do not have to be present to win. With that in mind, don't forget to bring something in for the next raffle that will start in April. If you are thinking of taking a seminar class, be sure to sign up for it as soon as possible. The seminars will be here before you know it. Last but not the least: Thank you to everyone who brought in painted pieces for the upcoming boutiques. Everyone did a fantastic job. We have some great painters in our club, with that said: See you soon!!!

Your president,  
Pat Kaminsky

## 2026 Board of Directors

President	Pat Kaminsky
Vice President	Sandy Smith
Secretary	Gail Cummins
Treasurer	Cheryl Jacobson

### Committee Chairs

Attendance	Donnamari Smith
Memory Boxes	Sandy Smith
Newsletter	Cheryl Jacobson
Seminars	Gail Cummins
Ways and Means	Donnamari Smith
Sunshine	Barbara Cowley
Fundraisers	Jody Glaser
Paint-Ins	Tava Ekstrom-Lang and Jenise Jackson
Web Master	Kathy Bigham

## Next LIBT Meeting Saturday March 7, 2026 **EASTER EXCHANGE**

### 9:30 am Meeting

Paint-ins begin right after the meeting and this month we will be doing Sydney Squirrel with Pat Kaminsky

Contact Jenise Jackson for more information and to sign up.

Regular meetings begin at 9:30 am and are on the first Saturday of each month with a number of exceptions. They are held at Trinity Lutheran Church, 3950 N. Valorie Drive, Prescott Valley AZ

Paint-ins follow the meetings and cost only \$5.00.

# EXCHANGES

Share your amazing talent!

We will have two more exchanges this year. **Easter exchange to be painted on a shape of your choice and will be March 7th.** Christmas is an ornament you paint to exchange at the Christmas party in December.

## CALENDAR AT A GLANCE 2026

Meetings will be zoomed upon request

March 7	Easter Exchange and Sydney Squirrel with Pat Kaminsky
April 11 (2 <sup>nd</sup> Sat)	Feather Diva with Marcia Mallicoat
May 1 & 2	Seminar with Liz Vigliotto
June 6	Miss Freckles Frog with Bonnie Dominguez
June 20	Seminar with Tami Carmody
July 11 (2 <sup>nd</sup> Sat)	Flowers on Glass Block with Donnamari Smith
August 1	Judy Lopez - TBD
September 12 (2 <sup>nd</sup> Sat)	Fundraiser Auction & Fall Pumpkin & Leaves with Judy Mitchell
October 3	Coffee Jar Snowman with Donnamari Smith
November 7	Ornaments with Jenise Jackson & Gail Cummins
December 6	Christmas Party



*Happy Birthday to Our March Gals!*

**Arla Gill**

**March 8**

**Bonnie Dominguez**

**March 25**

**A special birthday wish for a very happy day and a year that's the best, in every possible way.**

Birthday Raffle: This is a monthly fundraising raffle so please bring something to auction. Refreshments are provided by birthday girls and all who wish to contribute goodies.

## THE FEBRUARY PAINT-IN WAS RELAXING!


The February paint-in was a little different. We opted to work on Memory and Treasure boxes for two of the charities we donate to. This self guided day was nice, as it allowed the painters some much needed visiting time with each other. Many painters brought boxes that were started at home. Some painters worked on UFOs from previous classes. We were able to encourage each other in the progress making. May we continue to encourage each other as we grow in our art endeavors and uplift each other in the rough patches of our lives.

## VALENTINE EXCHANGE

Everyone painted such cute things! It is always special to get a piece painted by a fellow artist. Thanks to all who participated!

## MEMORY/TREASURE BOXES

Thank you to all those who brought in these adorable boxes.



# PAINT-INS

## MARCH

The March paint-in is Sydney Squirrel designed by Sue Ludlam taught by Pat Kaminsky. It is to be on a surface of your choice.



## APRIL

The April paint-in is Feather Diva designed by Doxie Keller taught by Marcia Mallicoat. It is in the 2012 Decorative Painter Issue 2. It is done on a canvas 10x20 or a surface of your choice.



# FUNDRAISERS

Message from Jody Glaser, Chairperson

Thanks for a table full of awesome pieces for upcoming bazaars. Keep up the good work! I will have a tub of items for members to paint at the March meeting.

Thank you to those that brought items in February.



# Liz Vigliotto Seminar

Hosted by Let It Be Toled Decorative Painting Club

May 1 and 2, 2026 from 9 to 5

3950 N Valorie Dr, Prescott Valley, AZ 86314

Fee is \$40 each day



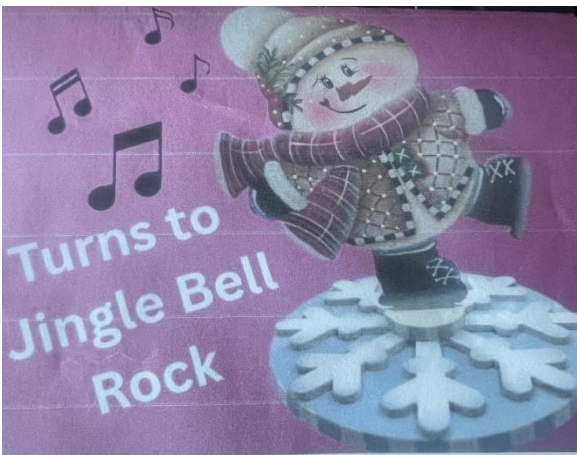
## Friday May 1

Cocoa and cookie tray.

You provide your surface; the pattern size is 18 x 8 inches.

There will be prep needed before the seminar date of May 1.

Instructions to follow.



## Saturday, May 2

The musical box and snowman are \$22.00.

The music box plays Jingle Bell Rock.

There will be prep needed before the seminar date of May 2.

Instructions to follow.

Americana DecoArt Acrylic paints will be supplied by teacher.  
Contact Gail Cummins by email

# STUFF AND SUCH



The lucky winner of the brush in February was Donnamaril!

## RECIPE

From Judy Mitchell

### ◆ No-Bake Peanut Butter Bars Recipe

#### Peanut Butter Base

- ½ cup (113g) unsalted butter, melted & cooled
- 1 cup (270g) creamy peanut butter
- 2 cups (227g) powdered sugar
- 1 cup (100–120g) graham cracker crumbs (about 7–8 sheets)
- 1 tsp vanilla extract
- ¼ tsp salt

#### Chocolate Topping

- 1½ cups (255g) semi-sweet chocolate chips
- 2 Tbsp creamy peanut butter

#### Instructions

##### 1. Prep the Pan

Line an 8×8 or 9×9-inch pan with parchment paper, leaving overhang for easy lifting.

##### 2. Make the Peanut Butter Layer

In a large bowl, mix melted butter, peanut butter, powdered sugar, graham cracker crumbs, vanilla, and salt until thick and fully combined.

Press firmly and evenly into the bottom of the pan.

##### 3. Make the Chocolate Layer

In a microwave-safe bowl, melt chocolate chips and peanut butter in 30-second intervals, stirring until smooth.

Pour over the peanut butter layer and spread evenly.

##### 4. Chill & Slice

Refrigerate for 1–2 hours, until set.

Let sit at room temperature for 10–15 minutes before slicing for clean cuts.

Store chilled for best texture — but don't be surprised if they disappear fast!

#NoBakeDessert #PeanutButterBars #ChocolateAndPeanutButter #EasyDesserts

#DeliciouslyBold

## BIRTHDAY GIRL RAFFLE

The lucky winners were Beth, Pat, Sherry, and Cheryl.




## BASKET RAFFLE

Tickets are \$3 or 2 tickets for \$5. You may purchase tickets for the three months preceding the drawing. The drawing for this basket will be in March. You don't have to be present to win.



## SHOW AND TELL

Thank you to all the talented artists that brought in their pieces to share.



# ST. VINCENT DE PAUL CHARITY

We are collecting food and monetary donations for St. Vincent de Paul. It would be appreciated if you could bring in 3 non-perishable items to our next paint-in. And thank you to those who have donated in the past.

## LET IT BE TOLED MEMBER MEETING MINUTES February 7, 2026

**Time:** 9:31 am

**Attendance:** Members. Guests were JoAnne and Sarah.

**Minutes:** no corrections and accepted as presented

### **Committee Reports:**

The board presented budget in the newsletter for 2026. Bev made a motion to approve the budget and Sandy 2<sup>nd</sup> it. It was voted and approved.

**Seminar:** May 1 and 2<sup>nd</sup>. with Liz Vigliotto. Instructions for the Coco tray will be available today for those who have paid.

**Paint Ins:** Next month Pat will be teaching and April, it will be Marcia. Please sign up in the back table.

**Boutiques:** Jody thanked all for bringing in many items for the boutique and reiterated we need many ornaments.

**Ways & Means:** Quarterly raffle will be held at March meeting. Jo will need to step down for awhile and we need a replacement. Donnamari volunteered to take the place for now for Ways and Means.

**Old Business:** Pearls of Wisdom will not continue to due to ack of participation.

**Logo:** Gail is working on business card and postcard.

**Birthday Girls:** Judy and Beth

**Memory Boxes:** They will be given to YRMC

**New Business:**

**Valentine Exchange:** We had 12 entries, excellent!!

**DeStash:** Bev will do DeStash in April.

**New Painter mentors:** Jenise, Gail and Pat.

**Brush Winner:** Donnamari

Adjourned at 10:04 am

PUBLISHED BY:

LET IT BE TOLED

Cheryl Jacobson

